



TalkforWriting™

**PLEASE
DONATE!**



**GREAT
ORMOND
STREET
HOSPITAL
CHARITY**

A message from Talk for Writing

Please donate to Great Ormond Street Hospital Children's Charity if you use this resource.

Dear Teacher/Parent/Carer,

Welcome to the third batch of home-school unit booklets!

The first two batches of units have reached hundreds of thousands of children and the positive feedback has been overwhelming.

The units are intended to be used with online support by class teachers and by parents at home. They are produced by unpaid volunteers who are giving their time to help teachers, families and children while the schools are closed and we want to use the units to help an extremely good cause.

We are asking for voluntary contributions to Great Ormond Street Hospital of:

- **£5 per year group unit**

Schools using or sending the link to a unit to their pupils

- **£2 per unit**

Parents using a unit with their child, **if they can afford to do so**

Every single penny raised will go directly to Great Ormond Street Hospital. Due to Covid-19, the hospital has increased its intensive care capacity to make sure they have room for some of the UK's most seriously ill children. They need support now more than ever to give these children a better future.

DONATE HERE

www.justgiving.com/fundraising/home-school-booklets

I hope you enjoy using the unit. Thank you for your support.

With best wishes,

Pie Corbett
Talk for Writing

What is Talk for Writing?

Thousands of schools in the UK, and beyond, follow the Talk for Writing approach to teaching and learning. Find more about it **[here](#)**.





TalkforWriting™

Talk for Writing Home-school booklet

One Chance

by Dean Thompson



© Copyright of Dean Thompson and Talk for Writing 2020.

Permissions: Sharing the web link / URL to where this booklet sits on the Talk for Writing website with colleagues and parents is encouraged, but no part of this publication should be re-uploaded elsewhere online, reproduced or altered without permission.

www.talk4writing.com



Welcome to the One Chance workbook



Inside you'll find lots of things to work through that will help you with your reading and writing skills and build on the work you do at school.

I'm your virtual teacher, so let's explore together and get your journey started

Introduction

"Be careful what you wish for,
you may receive it." – anonymous

Have you ever thought about what this means?

The underlying moral of the wishing tale is often played out in real life. Every week many people dream of winning the lottery – they make a wish. Someone then wins a huge sum of money. While this might seem like great news, the story often leads to misery and unhappiness. The sudden win changes lives. Friends and family may be lost. The 'winner' may lose a sense of purpose as they no longer have to go to work.

This moral message is one that has been used many, many times in stories across the world. It was first thought to have been used in Aesop's Fables. Aesop was a slave and storyteller believed to have lived in ancient Greece.

The aim of this workbook is to enjoy and explore wishing stories, leading to you having a go at writing your own version.

Just one wish



If you had just one chance to make a wish, what would you wish for? Brainstorm some ideas. For example, I might wish for a new car, a dog or a yacht. Or to be a world-famous footballer or not to have to go to school!



The downside

Now try and think about the positives and negatives of having that wish granted.

For example,

I wish I had a bright red Ferrari. I could drive at immense speed and win many great races.

However, I would be adding to the destruction of the planet, be breaking the speed limit and endangering my life and the lives of others.

.....

I wish I had a small, brown Dachshund. I could take it for long, leisurely walks in the countryside.

However, I would have to leave it alone for hours on end while I was at school.

.....

Now have a go yourself:

I wish I ...

I could

However,

I wish I ...

I could

However,



Now try to be a little more magical. Anything is possible! For example: **I wish** I was in Hogwarts and befriended Hermione. **I could** learn some magical spells, play Quidditch and soar high on my enchanted broom.

However, I might let them all know what happens in the story and ruin it for everyone.

I wish

I could

However,

I wish

I could

However,

The Mirror of Wishes



Do you remember how, in *Snow White*, the wicked Queen used a mirror that always told the truth? This poem is about what happens when different characters look into a mirror that shows what you wish for. Make a list of people who might look into the wishing mirror and think about what they would wish to see. Pie decided to write about – *a teacher, a sailor, a superhero, an astronaut, a pirate, a dragon hunter and a writer.*

As you can see, he has written each idea using the same pattern, based on two lines. Copy his pattern but use your own characters and ideas about what they might wish for. Write your poem in your notebook.

The Mirror of Wishes

The teacher looked into the mirror
And saw a class of hard-working children.

A sailor looked into the mirror
And saw the still waters of the Atlantic.

Batman looked into the mirror
And saw a crime free day in Gotham City.

An astronaut looked into the mirror
And saw his capsule landing in the sea.

A pirate looked into the mirror
And saw where a treasure chest lay buried.

A dragon hunter looked into the mirror
And saw the location of a dragon's cave.

A writer looked into the mirror
And saw stories waiting to be told.

© Pie Corbett 2020

The Mirror of Despair



On the wall, there is also the mirror of despair! This always shows what you fear most of all happening. Either make a new list of people who might look into the mirror of despair and think about what they would most fear to see or write about the same characters to find out what they might most fear. Once again, Pie has written each idea using the same pattern.

Try copying his pattern but use your own characters and ideas about what they might most hate to have happen in their lives. Write your poem in your notebook.

The Mirror of Despair

The teacher looked into the mirror
And saw children throwing paper airplanes.

A sailor looked into the mirror
And saw a tsunami approaching.

Superman looked into the mirror
And saw he was wearing a pair of kryptonite tights!

An astronaut looked into the mirror
And saw an asteroid as big as Bristol approaching

A pirate looked into the mirror
And saw sharks gathering beneath the plank.

A dragon hunter looked into the mirror
And saw that he had picked up a plastic sword by mistake.

A writer looked into the mirror
And saw a library burst into flames.

© Pie Corbett 2020



Now read or listen to this story:

You can listen to it here:

<https://soundcloud.com/talkforwriting/one-chance/s-A3SQppItbOx>

One Chance

Outside, the evening was cold and wet. A **squally** wind howled, rattling the roof tiles and shaking the window frames of 13 Wager Road. Inside, **shabby** curtains were drawn, a **humble** fire crackled and a couple sat in silence. Jack stretched out on the tired couch with an amused smile, turning the page of his favourite novel. Sarah **scowled**, silently **seething**. She scanned the room, noticing the worn-out furniture, peeling paint and, in her opinion, a pointless, idle husband. She deserved so much more than this.

Suddenly, the letterbox jangled and there was a solitary but decisive knock on the door. Hope, the Labrador, barked. Sarah pulled back the curtain and watched as a hooded figure slipped silently away up the road. Puzzled, she stared down at a golden card that had appeared, glinting on the frayed doormat.

Tentatively, she gathered it up and read it out loud:

Golden Lottery Ticket Ltd.

Congratulations!

You have been selected as one of our lucky lottery winners.

This golden ticket entitles you to receive one of three exclusive wishes.

Simply, scratch the card and make your wish.

Once you have claimed your wish, pass on the luck!

Wish 1

Redeemed

Wish 2

Scratch here

Wish 3

Scratch here

Small print: Remember to use your precious wish wisely - wealth is not the root of happiness.

What next? We've stopped at an interesting part of the story. Summarise below what you think could happen next.



I predict...

Now let's find out how close your predictions were. Read on!

Sarah gasped. This is just what she was looking for - another chance. Maybe lose the idle husband as well, she thought, shaking her head.

"I am going to give this a go. I am thinking lots of money to buy expensive clothes and maybe you can finally sort this house out," she said to Jack, **rummaging** desperately in the drawer for a coin.

"Utter nonsense," muttered Jack, glancing up from his book and taking in the room. "I love this old house and you just the way you are. Even if all that did come true, there'll be a catch. No one gets something for nothing. Just throw it away."

Sarah stopped and nodded **sullenly**. He was right. She made to throw the ticket on the fire, but something stopped her. Furtively, she **stashed** it in her pocket.

Later that evening, as Jack slept, Sarah retrieved the ticket and greedily scratched 'Wish 2', dreaming of **immense** riches or, to be precise, £100,000. Outside, a squally wind **howled**. Inside, nothing happened. Bitterly, she tossed the ticket into the bin.

The next day, the wind died down to a cool, whispering breeze. Jack prepared for his early morning walk with Hope. Pulling his woollen hat firmly down over his ears, he called out to Sarah that he wouldn't be out long and left. Sarah **scowled**. She could barely respond.

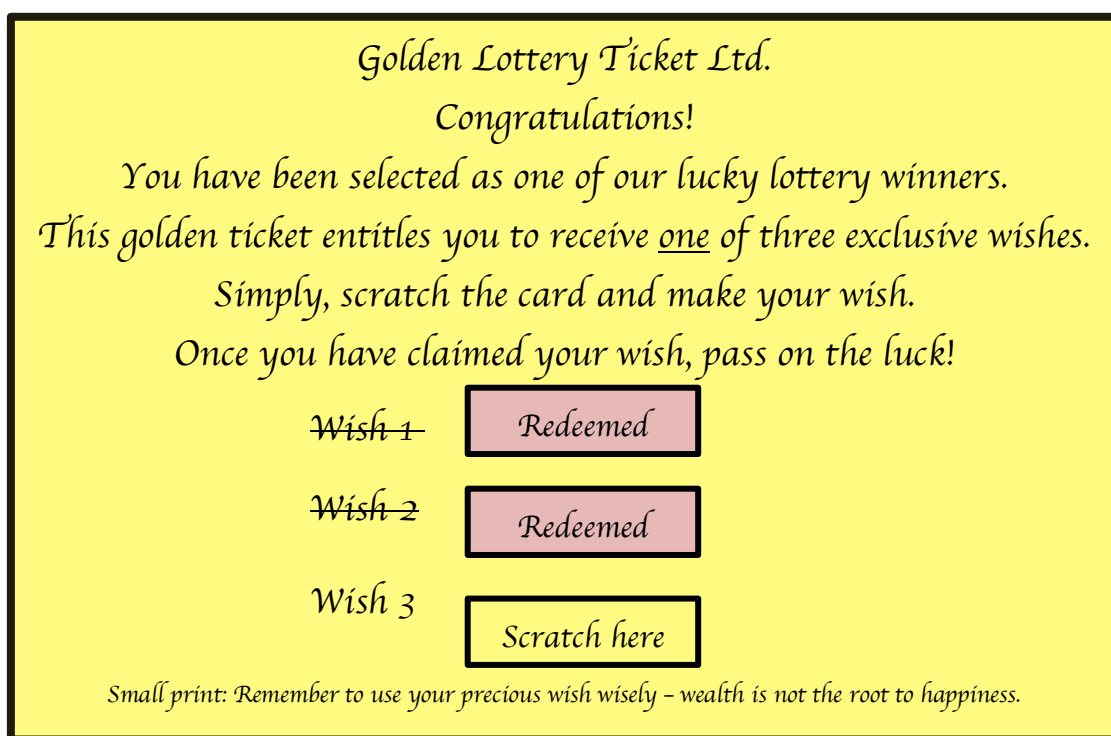
Eight hours passed and Sarah began to worry - where were Jack and Hope? Shaking with fear, she dialled 999, hoping for the best but fearing the worst.

A massive search was launched but there was no sign. Jack and Hope had simply vanished. Sarah was **distraught**. Deep down she worried if their disappearance had anything to do the golden ticket.

Days later, as the wind whipped up again, a woman in a black cloak knocked at the door. She told Sarah she had been sent to offer some **compensation** for her sad loss. Sarah was feeling desperate so asked, "How much?"

"Shall we say... £100,000?"

Shocked, Sarah recalled the greedy sum she had wished for. Could it be true? Had her selfish wish actually been granted? Quickly, she raced outside and **rummaged** desperately through the bin, trying to locate the **discarded** ticket. With sickening dread, she smoothed out the crumpled ticket and gasped in horror. It was true. The second wish had been redeemed.



Sarah leaned against the bin for support, her head spinning, her thoughts in **turmoil**. Then she **gathered herself together**. There was still one final wish left ... Could she use it to try and bring Jack and Hope back? She needed a coin, quick.

Just then, without warning, the squally wind howled and snatched the ticket from her hand. It spiralled, higher and higher like autumn leaves in a storm and then, like the mysterious woman herself, it was gone. Sarah cried out of helpless pain.

Inside, the shabby curtains were drawn and a humble fire crackled.

What do the words mean?



Have a look back at the story. All of the words below are in bold. See if you can work out what they mean from the context of the story and jot your ideas down here.

If you are stuck, there is a list of matching words below to help you. If you are still stuck, you could ask someone else in your home to tell you, or use a dictionary or the web.

Target Word	Definition that fits with the story
squally	
shabby	
humble	
scowled	
seething	
tentatively	
redeemed	
exclusive	
rummaging, rummaged	
sullenly	
stashed	
immense	

howled	
distraught	
compensation	
discarded	
turmoil	
gathered herself together	

Similar words help box

upset sulkily uncertainly searching confusion
 roared damages furious frowned became
 calmer enormous small threw away put away
 claimed unique stormy tatty



Challenge: Many words can mean different things depending on the context they are used in. Investigate whether there are other possible meanings for the word using a dictionary or the web. Jot your findings in the grid above.

Similar meaning or opposite meaning

Now investigate words that are similar (synonyms) or opposite (antonyms or near antonyms). Fill in the grid below

Target word	Synonym	Antonym or near antonym
squally	stormy, windy, <u>tempestuous</u> , blowy, blustery, breezy	calm, pleasant, serene, <u>tranquil</u> motionless, undisturbed
shabby		
humble		
scowled		
rummaged		
stashed		
distraught		
discarded		
turmoil		

Challenge: For some words, is there an order from the 'weak' to 'strong'?

For example, **seething**



Some synonyms for seething:

irate *cross* *livid* *furious*
 'weaker' → 'stronger'

If you have managed to put a number of alternative words in the grid above, circle the words that are the strongest alternatives in each box. I've done the first one for you.



Now try and use some of your favourite words from the list above in a sentence.

For example, **seething**

Sarah's **seething** resentment finally reached boiling point.

At the end of the match, the **seething** mass spilt out of the football ground.




Likes, dislikes, puzzles & surprises!

Now you have read the whole story, what did you like and dislike?

I liked ...



I



I disliked ...



What puzzled you (what questions do you have – Why? What? How?) and what other stories did it remind you of?

I would like to know ...



The story reminded me of...

I



Closer reading



Let's look more closely at the opening of the story.

Re-read the opening, thinking about the words chosen by the writer.

What words has the writer used to try to show what Jack and Sarah are like? I have highlighted words that show what Jack is like here:

Extract from One Chance 1.

Outside, the evening was cold and wet. A squally wind howled, rattling the roof tiles and shaking the window frames of 13 Wager Road. Inside, shabby curtains were drawn, a humble fire crackled and a couple sat in silence. Jack stretched out on the tired couch with an amused smile, turning the page of his favourite novel. Sarah scowled, silently seething. She scanned the room, noticing the worn-out furniture, peeling paint and, in her opinion, a pointless, idle husband. She deserved so much more than this.

This is what these words make me think about Jack:

"The word 'stretched' makes me think Jack is lying down and very relaxed. He is reading one of his favourite novels or books which I think he has read many times. In addition, he appears to be happy and content because he has an 'amused smile'."

Now it is your turn.

What words could you highlight that show us what Sarah is like?

Extract from One Chance 1.

Outside, the evening was cold and wet. A squally wind howled, rattling the roof tiles and shaking the window frames of 13 Wager Road. Inside, shabby curtains were drawn, a humble fire crackled and a couple sat in silence. Jack stretched out on the tired couch with an amused smile, turning the page of his favourite novel. Sarah scowled, silently seething. She scanned the room, noticing the worn-out furniture, peeling paint and, in her opinion, a pointless, idle husband. She deserved so much more than this.

What do these words make tell you about what Sarah is like?



Challenge:

What mood has been created in this opening and how has it been created?

Extract from One Chance 1.

Outside, the evening was cold and wet. A squally wind howled, rattling the roof tiles and shaking the window frames of 13 Wager Road. Inside, shabby curtains were drawn, a humble fire crackled and a couple sat in silence. Jack stretched out on the tired couch with an amused smile, slowly turning the page of his favourite novel. Sarah scowled, silently seething. She scanned the room, noticing the worn-out furniture, peeling paint and, in her opinion, a pointless, idle husband. She deserved so much more than this.



Is there a difference between the outside and the inside?

Outside _____

Inside _____



Creating a mood with a sentence of 3 (a)

In the story, I've tried to create an atmosphere or mood by writing a brief description of the setting, using the prepositions 'outside' and 'inside' to start the sentences to contrast the moods and using sentences of 3 to build the description. If you look at the 'outside' sentence below carefully, you'll see that it tells us 3 things that the wind is doing.

Use the weather to create an atmosphere - a storm brewing!

Make the weather seem 'alive' using animal sounds

Select three things that the weather (the wind) is doing

Outside, a squally wind howled, rattling the roof tiles and shaking the window frames.

Have a go at writing your versions of this sentence to create an atmosphere by telling your reader 3 things the weather is doing. **And remember the commas!**

Outside, _____

Outside, _____

Outside, _____



Creating a mood with a sentence of 3 (b)

Now add a second sentence of three. Look at the 'inside' sentence below and you'll see that it gives us three details about the inside of the house.

Outside, a squally wind howled, rattling the roof tiles and shaking the window frames. **Inside**, shabby curtains were drawn, a humble fire crackled and Jack read, silently.

Pick out 3 details to create a list sentence of 3

Have a go at writing your own versions of this 'inside' sentence by picking out 3 details. Here I chose **curtains**, a **fire** and **Jack**. Then I added some descriptive detail. Look about you and pick out three things to describe like the **TV**, a **mug** and the **dog**.

***Inside**, the **TV** was muted, a chipped **mug** of coffee steamed on a small pine table and a white **dog** slept, whimpering.*

Inside, _____

Inside, _____

Inside, _____



Writing speech effectively

In a bit, you will be writing your own story. Start thinking of two characters who will be in your story. You might want to create a character who was always wishing that he or she didn't have to go to school and is now regretting their wish! The other character warns them against this.

In stories, one character often speaks and another replies. This helps move the story along and should tell the reader something about the characters. We need to make sure we lay out the speech clearly and punctuate the way that they speak so that the reader knows:

- what's said
- who said it
- how they said it.

There are some golden rules for writing speech:

- 1) Put inverted commas (" ") around what is actually said.
- 2) Begin a new line (paragraph) for every new speaker.
- 3) Always begin a new piece of speech with a capital letter.
- 4) Always put some punctuation at the end of the speech – . , ! or ?
- 5) To make it interesting, tell us how the words were spoken.

Have a look at my cartoon example:



With cartoons, you want the words spoken to interest the reader and move the story along and you use the images to help them picture what the speaker is like, how they feel etc. Writing speech in a story is very similar except this time you have to use words to paint the picture of how the speaker is feeling and how they react to what someone else has said. Look at the example below:

The speech marks go around what is said.
The first word of speech has a capital letter
The last word spoken has punctuation after it,
inside the speech marks.

That morning, Dwayne was endlessly
muttering under his breath, "If only I
didn't have to go to school."


This is what his
mum replies
(new speaker = new
paragraph)

"Bet you'd miss it if it wasn't there!"
retorted his mum, tired of his endless
grumbling.

This tells us who
said it & how
they felt when
they said it.



Now it's your turn. Decide on your two characters. Make character 1 wish something and character 2 react. Let the reader know how each character feels. Write what they say into the speech bubbles and draw an image to show us how each speaker feels.





Now turn your cartoon into a short dialogue from a wishing story. Use the pattern and punctuation that I used on the previous page to help you. Use the words you select help the reader picture the scene.



Now decide on what happens in your wishing story

In my story, the wish arrived in the form of a lucky scratch card or golden ticket. Here are some objects that have been used in stories before:



What other objects could be used?

Some ideas

You might want to pick an interesting object you could use in your story and then think about how this might arrive and how this could link to a setting and different characters. Try to have two characters who are different. One could be cautious and ignore the warning, the other will not, causing something else to happen that they did not expect – be careful what you wish for! Think about the mood or atmosphere. How might you make the weather reflect the bad news that is coming?

If you want some help, try reading some other wishing tales:

Sausage Nose, a Swedish Folktale retold by Dianne de Las Casas 2008

<https://professionalstoryteller.ning.com/m/group/discussion?id=1984817%3ATopic%3A18302>


The Golden Touch

http://classictales.educ.cam.ac.uk/stories/metamorphoses/kingmidas/Midas_Part_1_transcript.pdf

Now plan your own wishing story

Here is the underlying pattern of the story to help you plan a new version. Jot down some ideas in note form before starting so that you know where your story is going. You can always alter the plan a bit to fit your story and remember, you can always change your mind as you write.

Underlying story pattern	Plan for your story
Main characters in a safe, homely setting: one dreaming of a fortune or change	
An object arrives with a 'too good to be true' promise or wish	
One character warns against, but the other character ignores the warning and makes a wish. Nothing happens. Yet!	
Wish comes true but with unforeseen consequences.	
Character wants to use another wish to put things right, but the object has disappeared.	



Use your plan to draft your new wishing tale.

Challenges

Try to use:

- words carefully to build up the picture you want to create of how the characters feel, what they do and what happens;
- the outside/inside opening to create an atmosphere or mood and have the weather hint at the terrible events that are coming;
- speech to show how the characters are opposite through what they say and what they do and feel as they speak.

Edit your draft as you go along. Once you've completed your draft, read it through and give it a final edit.

Well done! Now that you have a new wishing tale, why not publish it?

Below are some simple instructions for making a mini book from a piece of A4 paper.




If you have access to the Internet, type this into Google:

<https://cutt.ly/QtvAkwq>


Here, you can watch a mini-book being made and follow the instructions.

Or try this:


How to Make a Six-Page Book With One Sheet of Paper!



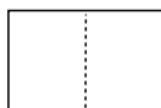
1. One sheet of white paper.
12" X 18" is a good size to use.



2. Fold in half lengthwise. Also known as a "Hotdog Fold".




3. Fold in half again.



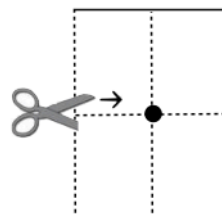
4. Fold in half again.



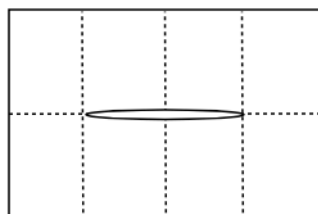
5. Now you have a very small folded sheet of paper. But it isn't a book yet.



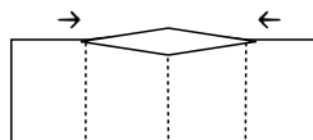
6. Unfold everything. Now it is a big sheet of paper with lots of fold lines.



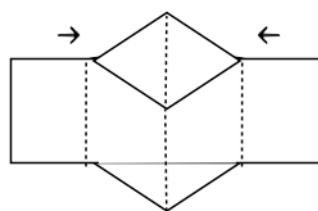
7. Fold in half in the middle- this time a "Hamburger Fold". Make a mark with your pencil in the center of the folded sheet. Take your scissors and cut from the *folded edge* to the center dot. Stop cutting at the dot!



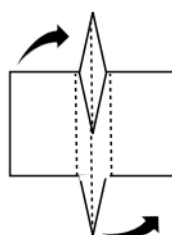
8. Unfold your sheet of paper. It should look like this with an open slit in the middle. Fold it in half length-wise again. (Hotdog Fold.)



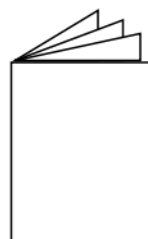
9. Push folded edges towards center allowing the slit to open up into a diamond shape.



10. Keep pushing edges together until diamond becomes a slit again, perpendicular to folded edges.



11. Fold one edge toward slit and the opposite slit toward folded edge.



12. Be sure to go over the creases to make them sharp. Now you have a small six-page book!

© 2012 Book-making Activity for *Tell Me About Your Day Today* created by Lauren Stringer, www.laurenstringer.com

Make your book and illustrate it – enjoy!

We've reached the end of our journey and I hope you've had fun!

This workbook has helped me learn ...

© Dean Thompson for Talk for Writing

Dean Thompson, former teacher and Programme Director for Primary School Improvement with the National Strategies, now works with Talk for Writing to help schools develop the approach.

**Edited and designed by Julia Strong
Prepared for online distribution by Nick Batty**

To find out more about Talk for Writing, visit www.talk4writing.com.

Permissions: Sharing the web link / URL to where this booklet sits on the Talk for Writing website with colleagues and parents is encouraged, but no part of this publication should be uploaded elsewhere online, reproduced or altered without permission.

Thanks to Jon Ralphs for the cartoons: jonralphs.com

