



# My Diary of a Bean Plant

---

---

# Equipment

Blank area for drawing equipment.

# What Do Plants Need?

Blank area for drawing or writing about plant needs.




## Things Plants Need to Grow

Four horizontal lines for writing.




## Instructions

Cut out the pictures on the last page and stick them in the right order to show how to plant a bean.



## My Bean Plant: Week 1



My bean is \_\_\_\_\_ cm tall.


---

---

---

---

My Bean Plant: Week 2



My bean is \_\_\_\_\_ cm tall.


---

---

---

---

My Bean Plant: Week 3



My bean is \_\_\_\_\_ cm tall.


---

---

---

---

My Bean Plant: Week 4



My bean is \_\_\_\_\_ cm tall.


---

---

---

---

My Bean Plant: Week 5



My bean is \_\_\_\_\_ cm tall.

---

---

---

---

# Instructions Pictures

Cut out these pictures and stick them in the right order, on the Instructions page, to show how to plant a bean.

